

Safe for organic uses,
contains no pesticides.
Place out of reach
of children and pets.

Monterey
Advanced
Trapping
System

Citrus Leafminer Trap & Lure

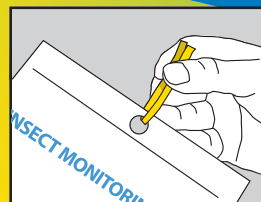
Citrus Leafminer Moths may be captured in traps almost any time during the growing season. However, this species is most abundant when citrus is flushing in the summer and fall months. Traps are a useful tool for determining when moths are flying and depositing eggs. Check the traps weekly for moths. These traps will help you determine when male moths are flying. That is when to apply the insecticide for best results.

Easy Instructions:


- 1 Attach hanger.
- 2 Grasp trap by top and bottom flaps. Pull apart to form trap. (Do not touch glue.)
- 3 Open lure packet. Place one lure on the inside upper surface of the trap. (Do not touch the attractant lure.)
- 4 Hang the trap 1 to 2 feet inside the tree canopy at about chest height.

Use at least 1 pheromone trap per 5 acres. Place traps in trees 1 to 5 weeks before bud break, in early spring. Check for moths every 2 to 3 days and apply appropriate treatments to control moths.

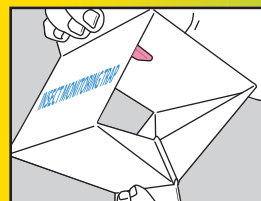
 Recycle or dispose of traps when full of insects or **at least every 6 weeks.** *In case of contact, remove glue with vegetable oil.*



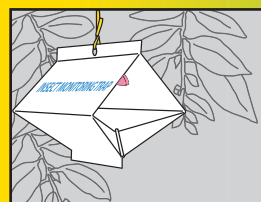
Attach hanger



Pull apart to form trap



Fold corners and place lure



Hang in tree



Manufactured for:
LAWN AND GARDEN PRODUCTS, INC.
P.O. Box 35000 • Fresno, CA 93745
(559) 499-2100
info@montereylawnandgarden.com

2 Complete Traps and 2 Lures

2 Complete Traps
and 2 Lures



Citrus Leafminer

Monterey Advanced
Trapping System

Trap & Lure

Citrus Leafminer Trap & Lure

Citrus Leafminer Trap & Lure



Citrus Leafminer: 2mm in length



For Use on Citrus

Citrus Leafminer damage to a citrus leaf

0808-SS(01)
Made in USA

