

Safe for organic uses.
No pesticides.
Place out of reach
of children and pets.

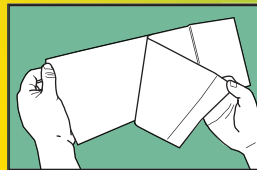
Monterey
Advanced
Trapping
System

4 Complete Traps

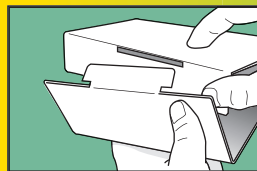
Spider Trap

Spider Facts

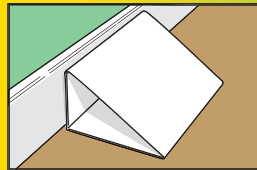
Spiders can be a nuisance for homeowners. Some species are aggressive and can even inflict toxic, painful, and slow-healing bites. Spiders actively hunt for their prey, and often find their way into food storage areas and bedding. The Spider Trap creates an attractive hiding place for spiders. Placing traps beside baseboards will catch spiders running along edges as they search for insects and mates. Long-term use of the Spider Trap offers a way to reduce troubling infestations without using toxic chemicals.



Peel release paper



Assemble trap



Set traps where spiders live

Easy to Install:

- 1 Assemble traps by peeling release paper and tucking tab along edge into slot to form a triangular tube.
- 2 Set traps where spiders have been seen, along baseboards, near doorways and in dark areas. For best results, place the side of the trap so it touches a wall.
- 3 Replace every 3 months or sooner if full of spiders.

In case of contact, remove glue with vegetable oil.

CONTAINS NO TOXINS OR PESTICIDES.
BAIT IS GLUE.

Keep out of reach of
children and pets.



This box is recyclable.



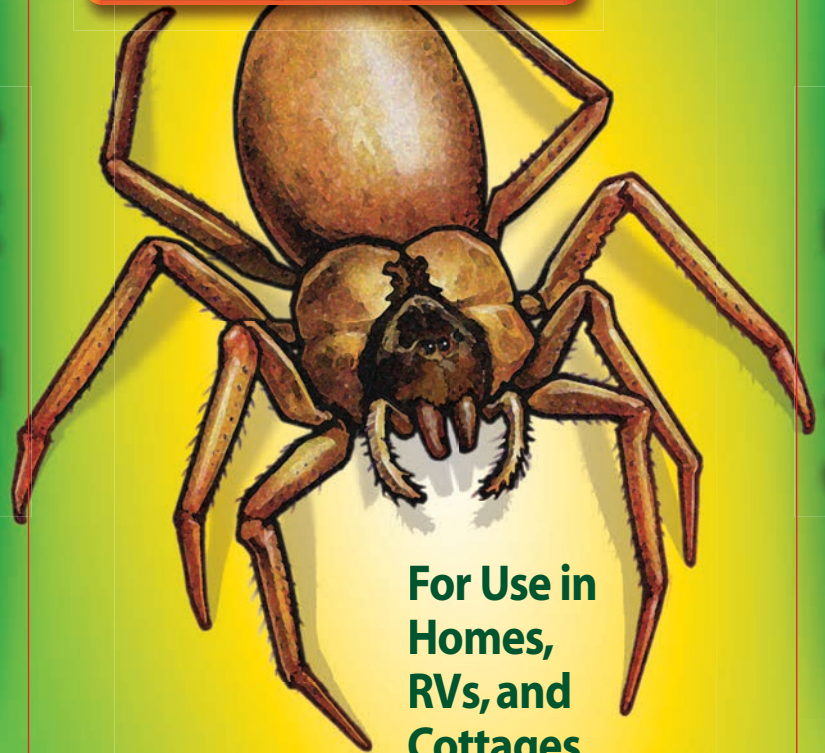
Manufactured for:
LAWN AND GARDEN PRODUCTS, INC.
P.O. Box 35000 • Fresno, CA 93745
(559) 499-2100
info@montereylawngarden.com

4 Complete Traps

Monterey

Spider Trap

Monterey Advanced
Trapping System



Spider Trap

Spider Trap

For Use in
Homes,
RVs, and
Cottages

0110-SS(01)
Made in USA

